



Rayat Shikshan Sanstha's

Prof. Dr. N. D. Patil Mahavidyalaya, Malkapur (Perid)

Tal.- Shahuwadi, Dist.- Kolhapur (M.S.) India.

Feedback Analysis Committee



Report of
Feedback Analysis
of
(Student Satisfaction Survey)

Academic Year: 2024-25

Submitted to
Internal Quality Assurance Cell

Student Satisfaction Survey Report



Introduction and Objectives:

Rayat Shikshan Sanstha's, **Prof. Dr. N. D. Patil Mahavidyalaya, Malkapur** was established in the year 1992. The college aims at the overall development of the students to become entrepreneurs and professionals in the respective disciplines. IQAC of the college was conducted a Student Satisfaction Survey regarding Teaching – Learning and Evaluation, which will help to upgrade the quality in higher education. Receiving positive or negative feedback from these students is important as both are crucial in helping monitor and evaluate the provision. Listening to what student say is a contributing factor to running a successful college or institution. This survey was developed to capture students' evaluation about teacher, facilities and curriculum related issues.

Methodology

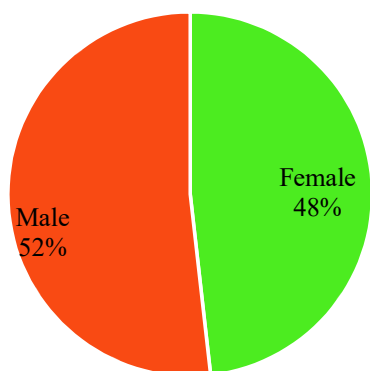
In every academic year, we ask our students to fill a Students Satisfaction Survey form (SSS) which is made available on college website or provided on Whatsapp group. Filling of SSS is voluntary/ optional. For the academic year 2024-25, there were 811 registered students at the college. Every year data was collected during the period 1st March to 10th March. A total of 73 students responded to the survey, resulting in a response rate of 9%. The analysis and findings presented in this report are based on the responses received from these 73 participants.

Respondent Profile

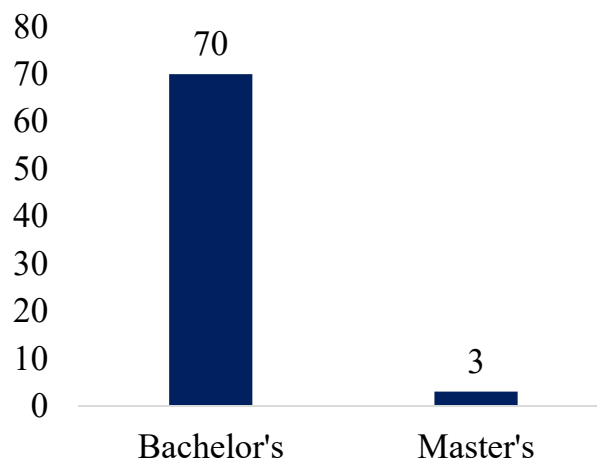
The respondent sample is broadly representative of the student population with respect to gender, programme level and course. There is 52% male and 48% female respondents in the survey sample. Most respondents are pursuing programmes at the bachelor's degree level (95%). The highest number of respondents came from the Science faculty (61%)



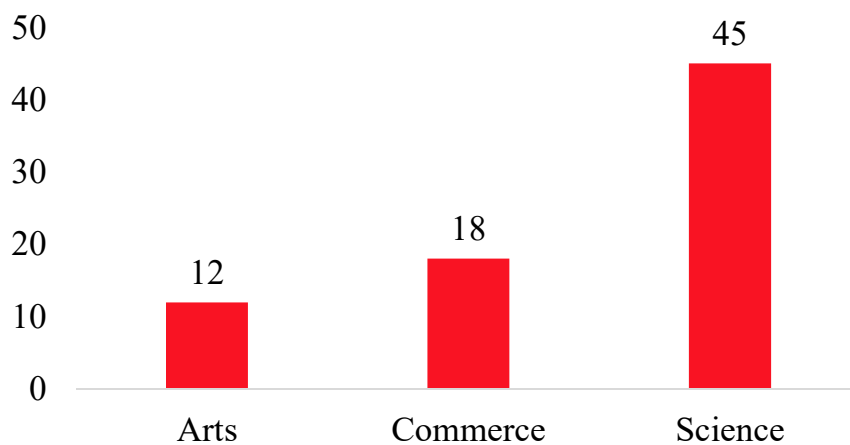
Sexwise distribution



Degree Program

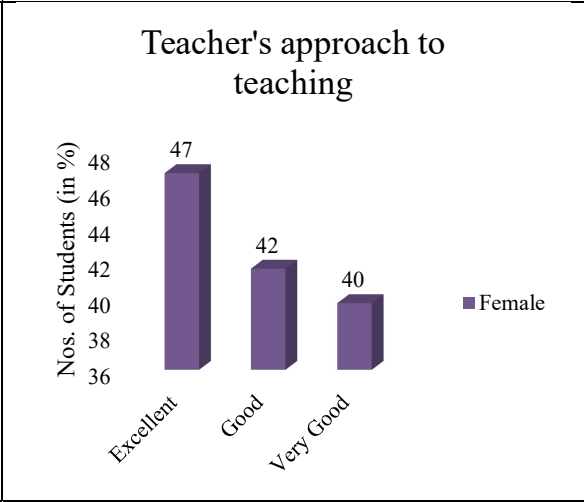
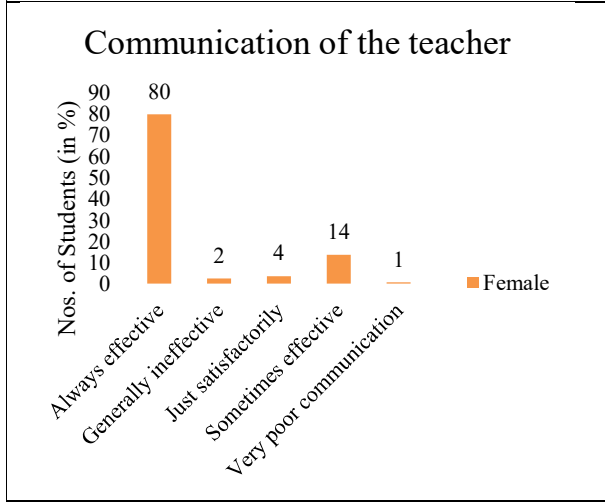
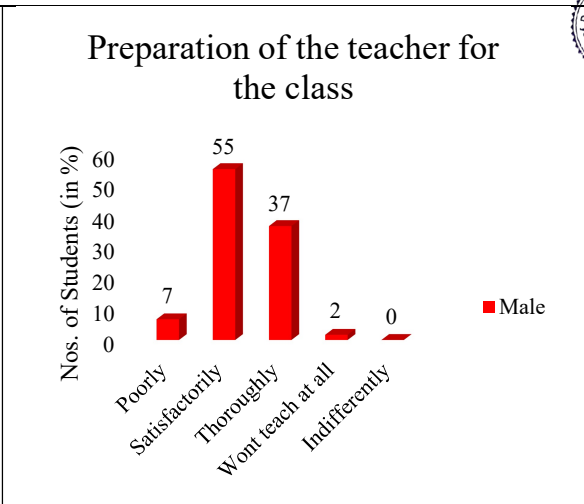
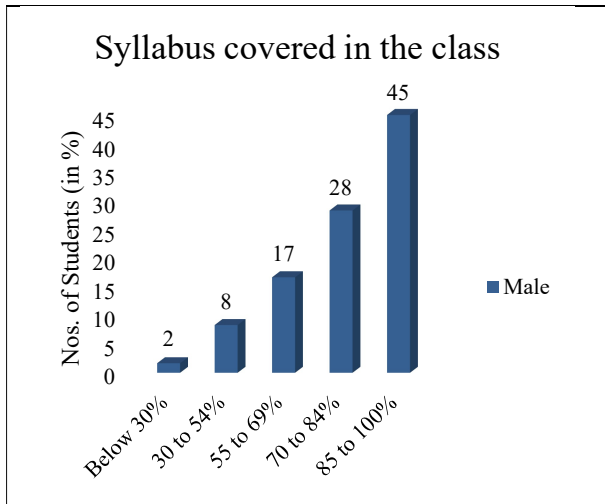


Faculty

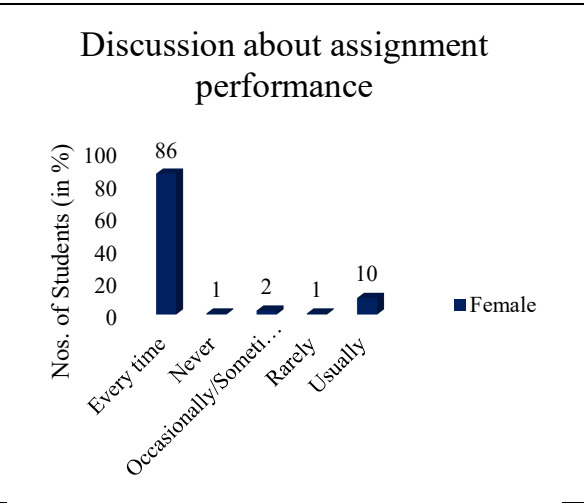
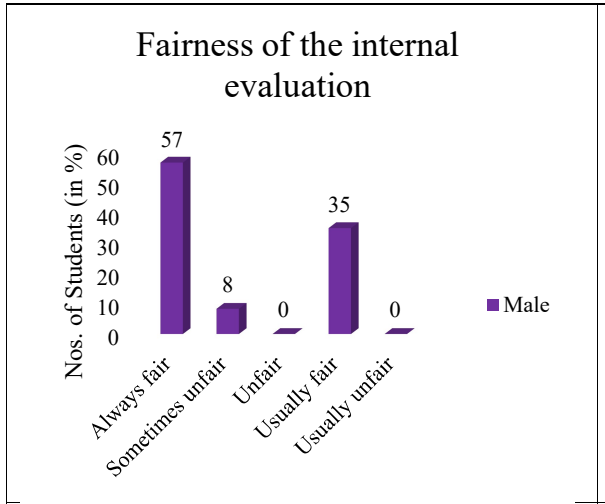


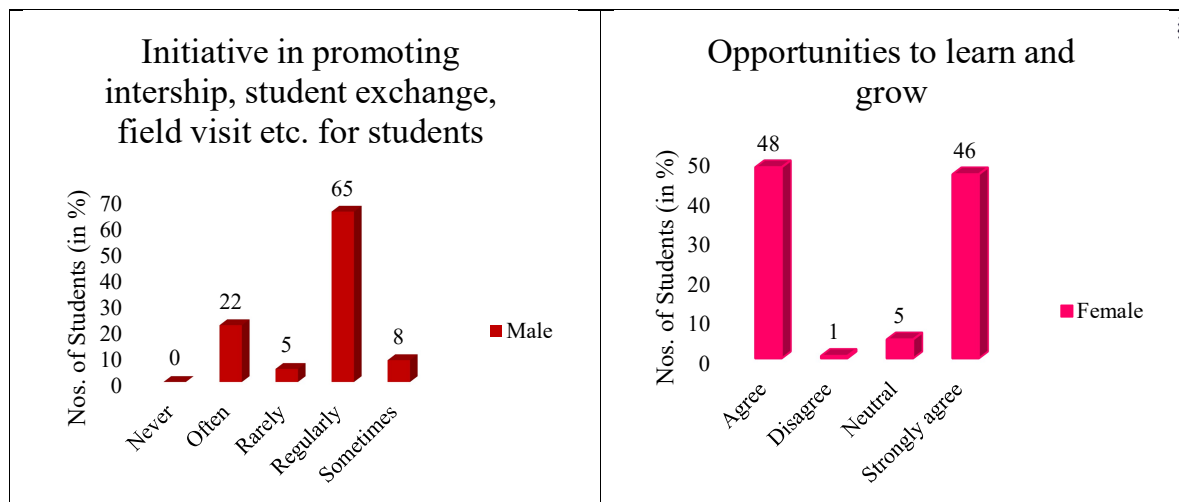
Overall Evaluation

Feedback was collected and analysed by Feedback Analysis Committee of the college. Opinion of the students are obtained about each parameter in percentage.

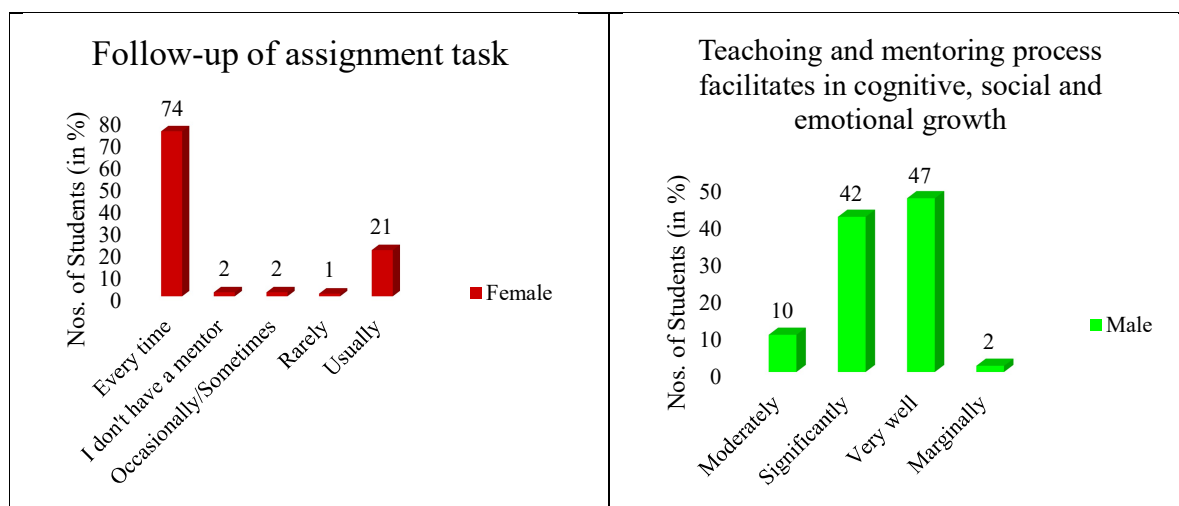


About 45% of students indicated that more than 85% of the syllabus is covered in class. Over 90% of students reported satisfaction with teachers' preparation for classes. Most students (80%) stated that teachers' communication is consistently effective, while 47% rated the teachers' approach to teaching as excellent.

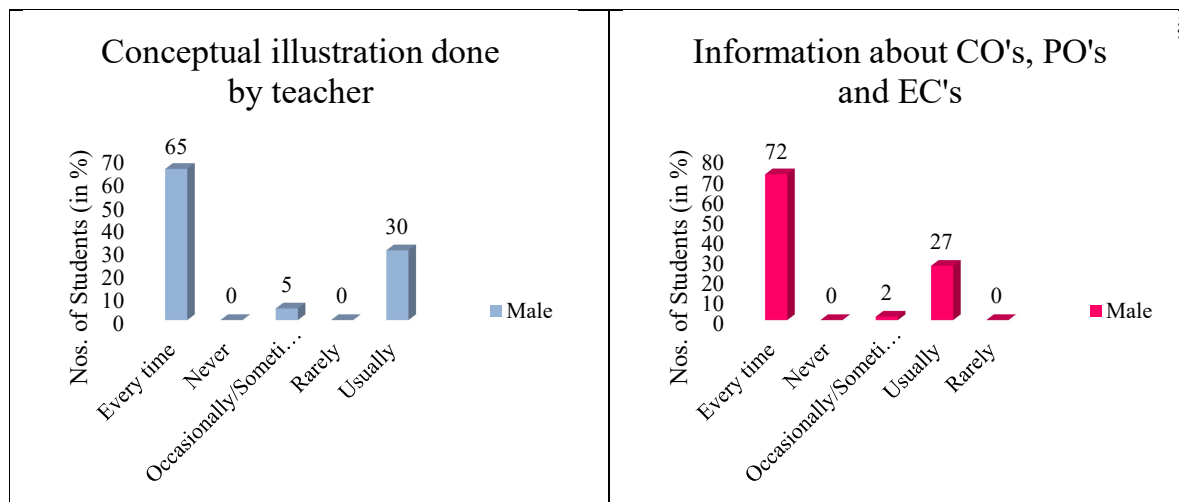




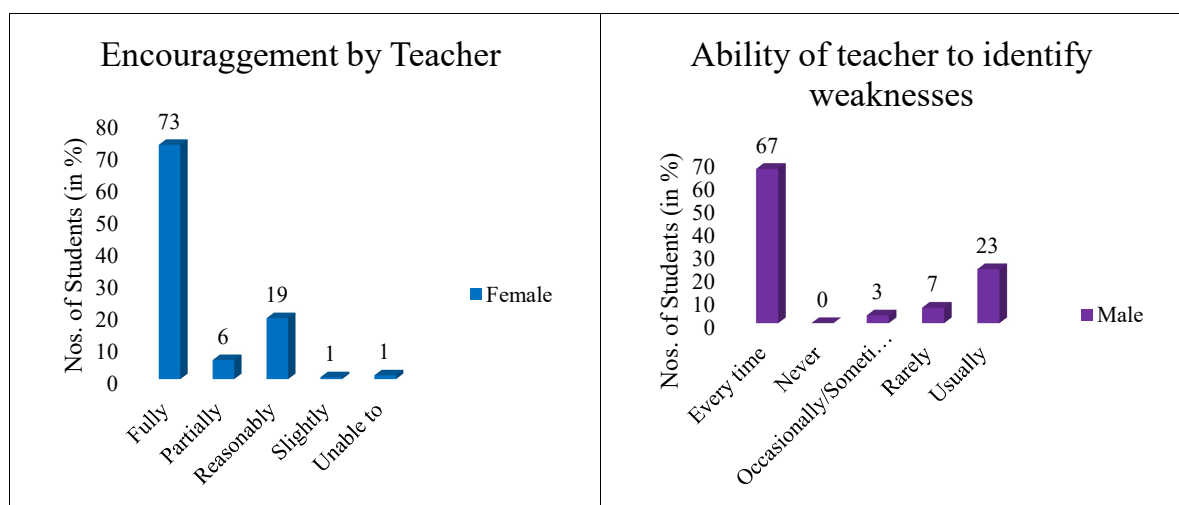
About 57% of students agree that teachers maintain fairness in the internal evaluation process, while around 35% express disagreement. Approximately 86% of students report that teachers regularly discuss their performance with them. Around 65% of students acknowledge that the institution takes active initiatives to promote internships, student exchange programs, and field visits. Furthermore, more than 90% of students strongly agree that the institute provides multiple opportunities for their learning and overall growth.



A majority of students (74%) agree that mentors carry out the necessary follow-up on assigned tasks. Furthermore, more than 85% of students acknowledge that the teaching and mentoring processes in the institution significantly contribute to their cognitive, social, and emotional development.



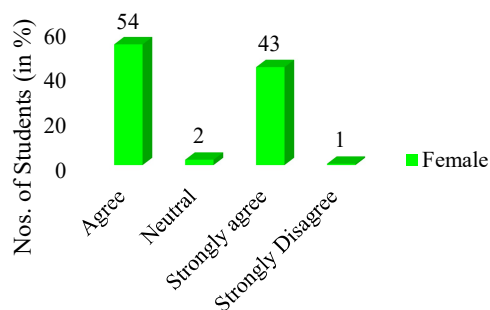
Approximately 95% of students are satisfied with the teachers' use of examples and applications for conceptual clarity. Additionally, about 72% of students report that teachers consistently inform them about the expected competencies, course outcomes, and program outcomes prior to instruction.



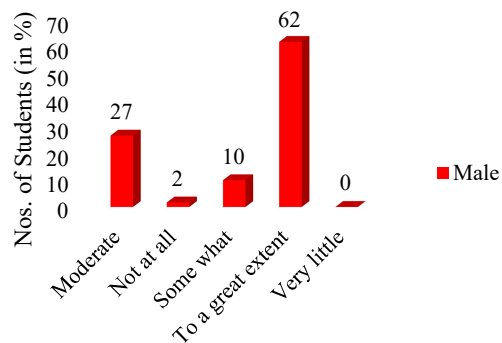
More than 65% of students report that teachers are usually able to identify their weaknesses. Through regular interaction, teachers recognize students' strengths and areas for improvement and accordingly encourage them to participate in various activities organized by the department, college, Sanstha, and University, contributing to their overall development. About 73% of students strongly agree with this aspect of teacher encouragement.



Institutional efforts to make students engage in quality improvement process

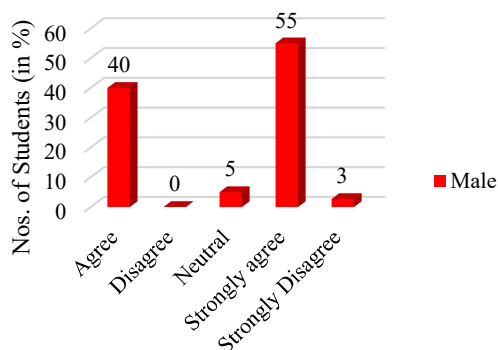


Use of Students centric methods in teaching

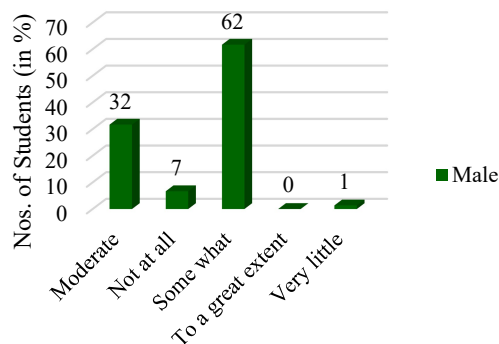


About 43% of male students strongly agree and 54% agree that the institution makes effective efforts to involve students in monitoring, review, and continuous quality improvement of the teaching–learning process. Additionally, 62% of students strongly agree and 27% agree that the institution and its teachers extensively adopt student-centric methods—such as experiential learning, participative learning, and problem-solving approaches—to enhance the learning experience.

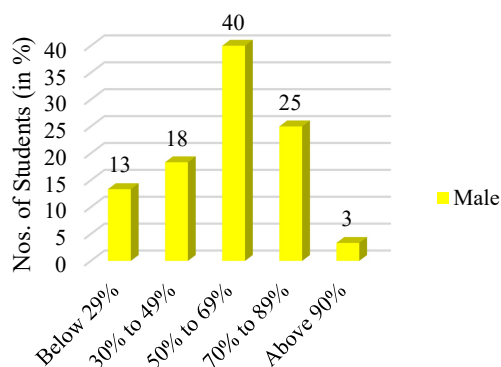
Participation in extra curricular activities



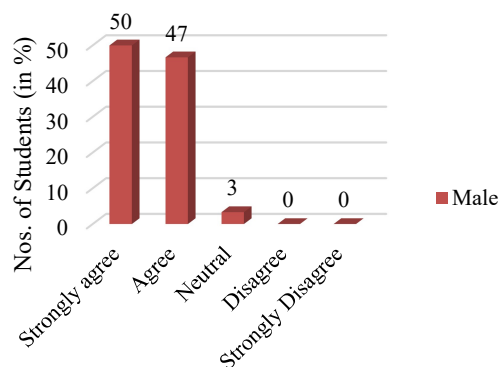
Efforts to inculcate soft skills, life skills



Percentage of Teachers using ICT facilities



Overall quality of teaching learning process



About 55% of students strongly agree that teachers encourage participation in extracurricular activities. More than 65% of students agree that teachers use ICT tools such as LCD projectors and multimedia for a significant portion of their teaching. Additionally, a large majority of students (97%) express satisfaction with the overall quality of the teaching-learning process.



Coordinator
I.Q.A.C.
Prof. Dr. N. D. Patil Mahavidyalaya
Malkapur, Dist. Kolhapur



PRINCIPAL
Prof. Dr. N. D. Patil Mahavidyalaya
Malkapur, Dist. Kolhapur